



NINE ELMS

SW11

A COLLECTION OF LUXURY APARTMENTS SET WITHIN
THE PRESTIGIOUS NINE ELMS PARK



LONDON LIVING BEAUTIFULLY ELEVATED

A new London address where absolute quality meets beautifully elevated living. Where every detail has been exquisitely crafted and where the hallmark is pure luxury over 23 storeys.

Welcome to London Square Nine Elms. Our ultra-exclusive collection of 186 private apartments, each rich in design and elegance, set within bold, modern elevations.

Every home features a richness of specifications. Opulent, contemporary interiors give way to dazzling balcony vistas.



CGI IS INDICATIVE ONLY

SW11

Where breathtaking views stretch across to the
beating heart of the world's most vibrant city.



INTRODUCING YOUR NEW NEIGHBOURHOOD

Situated in Nine Elms on the South Bank, surrounded by some of the city's most famous landmarks, it's hard to imagine a better place to be.

BEST OF BRITISH DESIGN

The Nine Elms area may have already seen huge changes, but the future vision is even greater.

Inspired by London's famous residential squares, London Square understands how the use of space plays a profound role in the well-being of both individuals and entire communities.

London Square Nine Elms has been designed to perfectly balance with its surroundings, putting it in the heart of carefully designed and calming parkland on your doorstep.



CGI IS INDICATIVE ONLY



EXQUISITELY CRAFTED

Nine Elms Park is about more than building London's newest quarter, it's about creating a legacy that will be enjoyed for generations.

Using the most modern materials and methods, London Square Nine Elms will be an architectural landmark within Nine Elms Park that will stand the test of time in both form and function.

From foundations to finishing touches, it embodies the creativity, innovation and attention to detail that will cement the area's leading role in London's rich future.

Folded planes of white concrete and tablets of warm bronze combine to form an elegant pavilion, reflecting the special location the building occupies at the heart of the new Nine Elms Park.

ALLIES AND MORRISON - ARCHITECT

1645



'THE NINE ELM TREES' BY J D WINGFIELD



NINE ELMS

1973



ROYAL MAIL STAMP CARVING

1808

NEW COVENT GARDEN MARKET



NINE ELMS TREES TODAY



2023

A RICH HISTORY

Nine Elms gets its name from Nine Elms Lane, which was called that from around the year 1645. It is because of a row of elm trees along its border – nine, to be precise – which can now be found opposite the U.S. Embassy.

Two hundred years ago, you would have found market gardens and agriculture, with a riverfront booming with trade. Imagine an agricultural landscape of lavender, asparagus and farms, where windmills stood proud and 15th century gardens provided produce for London. This important heritage is still celebrated in the area as it is home to the New Covent Garden Market.

London Square Nine Elms will stand proud on land once owned by Royal Mail. From 1973-2012, it was the location of the Nine Elms mail centre and now forms part of the wider regeneration of the area.



A LEGACY FOR CHANGE

NINE ELMS, 1946



CONSTRUCTION WORK AT NINE ELMS



Stretching across the two Central London boroughs of Lambeth and Wandsworth and strategically positioned on the River Thames opposite Westminster, this 500-acre area on the South Bank is fast becoming one of London's most desirable postcodes.

This spectacular change has seen the U.S. Embassy choose the area as its new London base, while the transformation of Battersea Power Station into a state-of-the-art commercial space is attracting some of the world's greatest tech players, including the new Apple UK Campus. With 20,000 new homes and 25,000 new jobs in the area, this dynamic district has already started its transformation. It is a new destination that people can call home, build their businesses, or enjoy the best of London's shopping, entertainment, and culture.

Nine Elms is an area that has long been characterised by its industrial past.

Today, these textures of worn stone and steel are complemented by the clean lines and glass reflections that represent the first Central London district that has been built from the ground up, reflecting a sustainable and modern way of life.



A UNIQUE COLLABORATION

World-leading architects, developers, planners, and businesses come together to deliver a successful and innovative mixed-use district at Nine Elms. With its cutting-edge design and forward-thinking architecture, it is fast becoming a magnet for growth with opportunities to invest.



CGI IS INDICATIVE OF FUTURE REGENERATION ONLY



ST GEORGE WHARF

BATTERSEA POWER STATION



MILLENNIUM ARENA



BATTERSEA PARK



U.S. EMBASSY

The creation of 50 acres of attractive, interesting, and popular outdoor space is central to the new area including the new park which connects all neighbourhoods. The overall vision is to reinvent the riverside area to promote healthy living and biodiversity.

Nine Elms is home to London's first new tube stations in 25 years: Nine Elms and Battersea Power Station Underground. This extension to London's tube network means both the West End and City are less than 15 minutes away.

As such, the Nine Elms area is fast becoming one of the most important districts not just in London, but the world.

LONDON SQUARE



CREDIT: NINE ELMS VAUXHALL PARTNERSHIP
CGI IS INDICATIVE OF FUTURE REGENERATION ONLY

ON YOUR DOORSTEP

Nine Elms on the South Bank is fast becoming one of London's most sought-after addresses. Perfectly placed, London Square Nine Elms is at the centre of it all.

From artisan coffee shops to luxury retail and top-class restaurants, all surround the new Nine Elms Park. Leafy squares, green lawns and peaceful riverside walks provide the unique ability to relax and recharge.

Our local area guide is filled with the latest events, shops, facilities, and all that is on your doorstep in the Nine Elms area for you to explore.



LOCAL AREA GUIDE



A MILL POND WOOD



B MILL POND LAWN



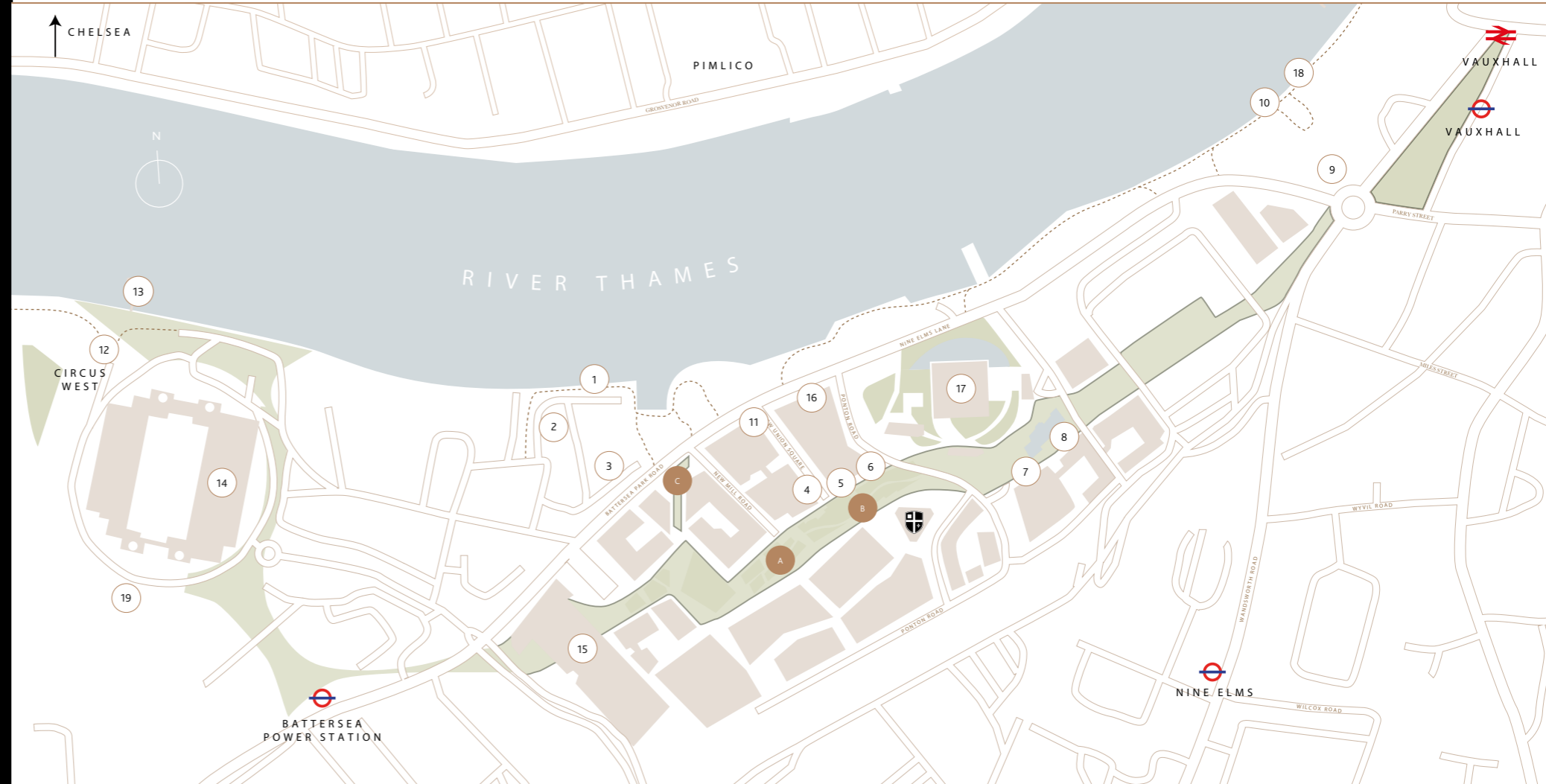
C MILL POND SQUARE

CREDIT: CITYSCAPE
CGIS ARE INDICATIVE ONLY

LONDON SQUARE

FOOD & DRINK

- 1 THE BATTERSEA BARGE
9 MIN WALK
- 2 NINE ELMS TAVERN
10 MIN WALK
- 3 CHOKHI DHANI
10 MIN WALK
- 4 OXEYE
3 MIN WALK
- 5 PASSYUNK AVENUE
3 MIN WALK
- 6 DISTRICT COFFEE
1 MIN WALK
- 7 THE ALCHEMIST
1 MIN WALK
- 8 DARBY'S
3 MIN WALK
- 9 BRUNSWICK HOUSE
9 MIN WALK
- 10 THE RIVERSIDE
9 MIN WALK



LIFESTYLE

- 11 LINNAEAN
4 MIN WALK
- 12 BOOM CYCLE
18 MIN WALK

AMENITIES & LANDMARKS

- 13 BATTERSEA POWER STATION PIER
20 MIN WALK
- 17 U.S. EMBASSY
1 MIN WALK
- 14 BATTERSEA POWER STATION
13 MIN WALK
- 18 ST GEORGE WHARF
9 MIN WALK

- 15 NEW COVENT GARDEN FLOWER MARKET
11 MIN WALK
- 19 ART'OTEL BATTERSEA
14 MIN WALK

- 16 WAITROSE
3 MIN WALK

THAMES PATH
FUTURE NINE ELMS PARK

N I N E E L M S

TIMES TAKEN FROM GOOGLE MAPS



ARTIST'S IMPRESSION


FLOURISHING SURROUNDINGS

While we may thrive on the endless buzz of the city streets, we need a connection with nature to truly flourish.

Imagine a home built within a park, growing and thriving among the trees, lawns and open space. A neighbourhood where you can meet, play and experience London life organically all through individually designed landscaped areas which make up Nine Elms Park.

This 14-acre park creates a walkable and cycle-friendly corridor between Vauxhall Pleasure Gardens and Battersea Park. It creates a focal point for leisure, sports and outdoor events.

For a slight change of scenery, or for those looking for more adventure, take one of Britain's National Trails and join the Thames Path from Nine Elms Park. Explore a 185.2-mile long-distance walking trail following England's best-known river.



THE PEACE PAGODA, BATTERSEA PARK



BATTERSEA PARK



BATTERSEA POWER STATION



CHELSEA BRIDGE

A VIBRANT RIVERSIDE VILLAGE

Walk through Nine Elms Park and join the Thames River Path to discover the best of British brands and culinary delights that create a truly world-class retail experience.

Battersea Power Station is home to over 250 shops, cafés, restaurants and leisure facilities. This carefully curated collection puts everything you need day-to-day, all within walking distance.

Enjoy a cocktail in one of the many bars, appreciate live music and street food at festivals and outdoor events, or experience fine dining as the area continues to attract world-class chefs.



RIVERSIDE WALK, BATTERSEA

CIRCUS WEST, BATTERSEA



BATTERSEA POWER STATION



RETAIL

BATTERSEA GENERAL STORE
Serving the finest products sourced from around the world.

MOYSES STEVENS
London's oldest and most prestigious florist.

PAUL EDMONDS HAIR & BEAUTY
Luxury salon to the stars.

JO MALONE LONDON – BATTERSEA POWER STATION
A British fragrance house.

MULBERRY – BATTERSEA POWER STATION
Contemporary British leather bags and accessories.

RALPH LAUREN – BATTERSEA POWER STATION
The iconic American fashion label.

RITUALS – BATTERSEA POWER STATION
World famous home and body product specialist.

LEISURE

BIRDIES
A new cocktail bar and crazy golf experience.

THE CINEMA IN THE ARCHES
A boutique cinema.

DNA VR
A virtual reality experience.

THE TURBINE THEATRE
Led by Artistic Director Paul Taylor-Mills.

LIFT 109 – BATTERSEA POWER STATION
London's brand-new glass elevator and must-visit viewing experiences.



FOOD & DRINK

BATTERSEA BREWERY
A micro-brewery offering an array of international and craft beers.

BLACK SHEEP COFFEE & COCKTAILS
Serving specialty-grade coffee in a pet-friendly environment.

CINNAMON KITCHEN
Inventive modern Indian cuisine and spice-infused cocktails served in a sleek, urban-themed setting.

FIUME
Modern Mediterranean food in an elevated setting with ample outdoor seating and private dining space.

GORDON RAMSAY STREET PIZZA
Serving signature bottomless pizzas, cocktails, wines and beers in Battersea.

MEGAN'S AT BATTERSEA
A small, independently-owned, dog-friendly spot, with homely and welcoming service right on the waterfront.

WRIGHT BROTHERS BATTERSEA
Enjoy relaxed yet sophisticated dining in an iconic riverside setting.

SENDERO COFFEE
Specialist luxury coffee shop.





PEGGY PORSCHEN, CHELSEA
13 MIN CYCLE



SAATCHI GALLERY
13 MIN CYCLE



KING'S ROAD
15 MIN CYCLE

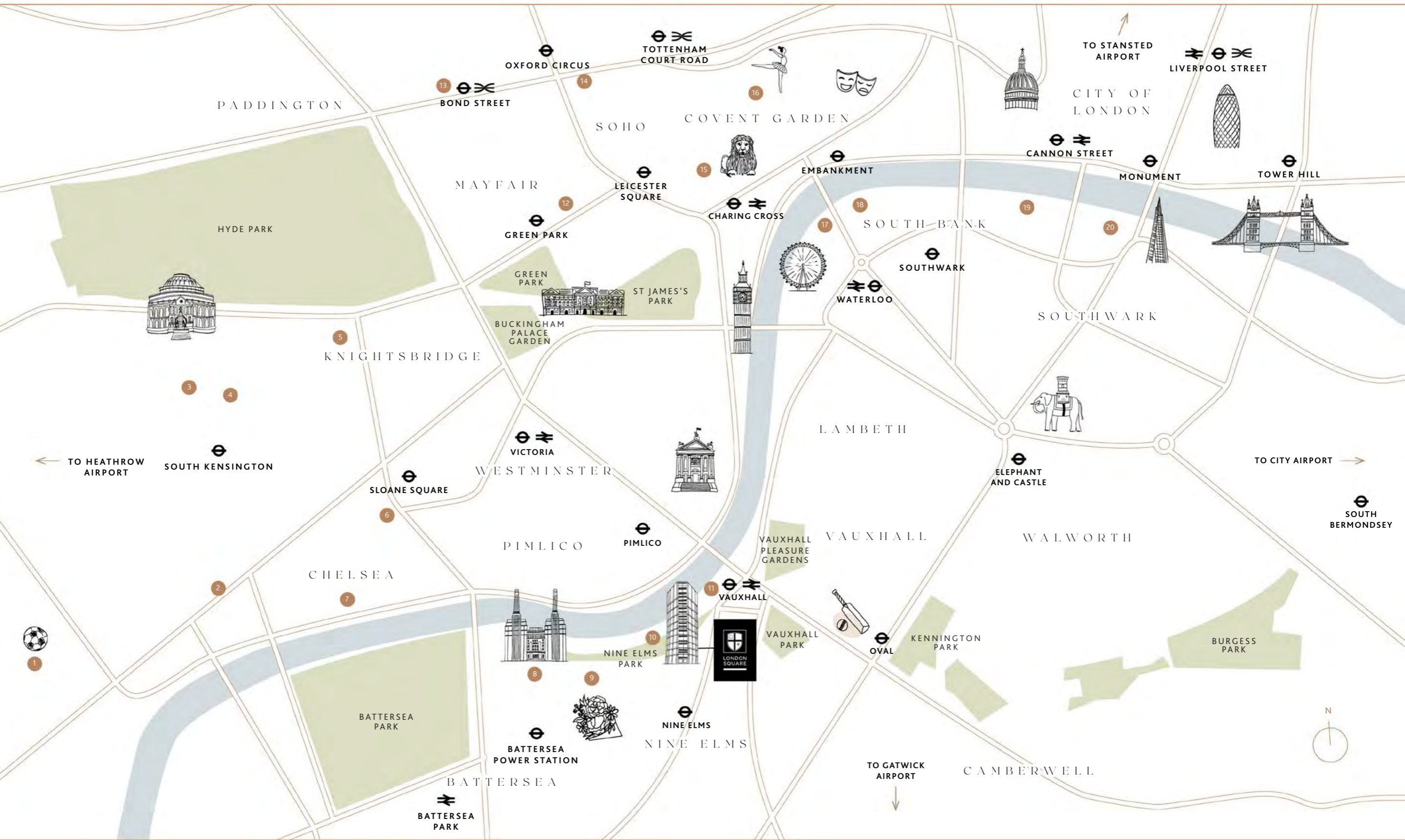


SLOANE SQUARE
13 MIN CYCLE

QUINTESSENTIAL LONDON LIFESTYLE

London Square Nine Elms is perfectly positioned to experience the very best of London. Simply hop on the tube or riverboat for a direct route to one of the most dynamic cities in the world.

Alternatively, head across the river to experience the very best of west London. Get lost in contemporary art at the Saatchi Gallery after visiting the luxury boutiques at Sloane Square. For those wanting to soak up the quintessential London lifestyle, look no further than Chelsea's King's Road, famed for shopping and fine dining eateries.



1 STAMFORD BRIDGE
21 MIN CYCLE

2 KING'S ROAD
12 MIN CYCLE

3 NATURAL HISTORY MUSEUM
21 MIN CYCLE

4 V&A MUSEUM
21 MIN CYCLE

5 HARRODS
16 MIN CYCLE

6 SAATCHI GALLERY
13 MIN CYCLE

7 CHELSEA FLOWER SHOWGROUND
11 MIN CYCLE

8 BATTERSEA POWER STATION
3 MIN CYCLE

9 NEW COVENT GARDEN MARKET
3 MIN CYCLE

10 NINE ELMS PARK
0 MIN CYCLE

11 ST GEORGE WHARF
3 MIN CYCLE

12 THE RITZ
22 MIN CYCLE

13 SELFRIDGES
26 MIN CYCLE

14 LIBERTY LONDON
18 MIN CYCLE

15 THE NATIONAL GALLERY
14 MIN CYCLE

16 ROYAL OPERA HOUSE
16 MIN CYCLE

17 SOUTH BANK CENTRE
14 MIN CYCLE

18 NATIONAL THEATRE
14 MIN CYCLE

19 TATE MODERN
17 MIN CYCLE

20 BOROUGH MARKET
18 MIN CYCLE



**NINE ELMS
STATION**

NORTHERN LINE
5 MIN WALK

BATTERSEA
POWER STATION
2 MINS

LONDON
WATERLOO
5 MINS

LONDON
CHARING CROSS
8 MINS

TOTTENHAM
COURT ROAD
10 MINS

LONDON
EUSTON
14 MINS

BANK
18 MINS

LONDON
BRIDGE
22 MINS

HAMPSTEAD
25 MINS



**VAUXHALL
STATION**

VICTORIA LINE
& OVERGROUND
12 MIN WALK

LONDON
VICTORIA
3 MINS



GATWICK AIRPORT
33 MINS

CLAPHAM
JUNCTION
5 MINS

BRIXTON
5 MINS

OXFORD
CIRCUS
7 MINS

LONDON
EUSTON
10 MINS

KING'S CROSS
ST. PANCRAS
12 MINS



PARIS
2 HRS 26 MINS

HIGHBURY &
ISLINGTON
14 MINS



**ST GEORGE
WHARF**

THAMES CLIPPER
5 MIN WALK

BATTERSEA
POWER STATION
2 MINS

LONDON EYE
8 MINS

WESTMINSTER
11 MINS

EMBANKMENT
15 MINS

BLACKFRIARS
20 MINS

LONDON BRIDGE CITY
24 MINS

CANARY WHARF
28 MINS

GREENWICH
32 MINS

NORTH GREENWICH
36 MINS

ANY PLACE,
ANY TIME.

Nine Elms is not only centrally located within walking distance of Westminster, but it also enjoys brand new stops on the Northern Line, the Thames Clipper, and easy access to London's main airports. This means the rest of London and the world are never far away.



**TOTTENHAM COURT
ROAD STATION**

ELIZABETH LINE
10 MINS VIA NORTHERN LINE

LIVERPOOL STREET
5 MINS

PADDINGTON
5 MINS

STRATFORD
12 MINS



HEATHROW TERMINAL 5
37 MINS

LONDON SQUARE

LONDON LIVING



CGI IS INDICATIVE ONLY

BEAUTIFULLY ELEVATED

NINE ELMS



CGI IS INDICATIVE ONLY

London Square ensures a level of intricacy and detail in which you can feel the care and thought throughout each apartment.




KITCHENS

- Bespoke timber kitchens finished in a light oak stain with pebble grey carcass
- Concrete-finish composite stone worktop with gunmetal undermounted sink
- Gunmetal-finish 3-in-1 hot water tap
- Light-tiled splashback
- Siemens and NEFF (or similar) integrated appliances with visible appliances in a black and anthracite finish
- Appliances include a single oven (1, 2 and 3 beds), combination microwave and oven, warming drawer (2 and 3 beds), induction hob, extractor, dishwasher (slimline to studios and some 1 beds), fridge freezer, wine fridge (1, 2 and 3 beds)

BATHROOMS & EN-SUITES

- Bespoke light-stained oak-finish finish cabinetry both high and low-level offering generous storage
- Full-height tiling, where applicable, with a large format tile below basin line and to the floor and a matching linear tile above in a soft calm colour
- Tiled full-height recess within bath/shower enclosure with pin light above and glass shelving
- Recessed basin with concrete effect composite stone vanity top
- Full height and width fitted mirror behind basin with demister



- Wall hung WC with soft close lid
- Baths, where applicable, benefit from wall-mounted handheld shower heads, a ceiling-mounted fixed shower head and glazed glass bath screen
- Showers, where applicable, benefit from wall-mounted handheld shower head, a ceiling-mounted fixed shower head and hinged glass shower door and enclosure
- Brassware, flush plate, towel rail, and shower screen finished in matt white
- Feature pendant light beside high-level cabinetry in a white and glass finish with LED lighting below low-level vanity storage drawer and within high level cabinetry

KITCHENS

- Bespoke timber kitchens finished in a dark oak stain with graphite grey carcass
- Concrete-finish composite stone worktop with brushed gold undermounted sink
- Brushed-gold-finish 3-in-1 hot water tap
- Dark-tiled splashback
- Siemens and NEFF (or similar) integrated appliances with visible appliances in a black and anthracite finish
- Appliances include a single oven (1, 2 and 3 beds), combination microwave and oven, warming drawer (2 and 3 beds), induction hob, extractor, dishwasher (slimline to studios and some 1 beds), fridge freezer, wine fridge (1, 2 and 3 beds)

BATHROOMS AND EN-SUITES

- Bespoke dark stained oak-finish cabinetry both high and low-level offering generous storage
- Full-height tiling, where applicable, with a large format tile below basin line and to the floor and a matching linear tile above in a deep dark colour
- Tiled full-height recess within bath/shower enclosure with pin light above and glass shelving
- Recessed basin with concrete effect composite stone vanity top
- Full height and width fitted mirror behind basin with demister

- Wall hung WC with soft close lid
- Baths, where applicable, benefit from wall-mounted handheld shower heads, a ceiling-mounted fixed shower head and hinged glazed glass bath screen
- Showers, where applicable, benefit from wall-mounted handheld shower head, a ceiling-mounted fixed shower head and hinged glass shower door and enclosure
- Brassware and flush plate finished in brushed brass with towel rail and shower screen in matt black
- Feature pendant light beside high-level cabinetry in a white and glass finish with LED lighting below low-level vanity storage drawer and within high level cabinetry



ELEGANT KITCHENS



OPULENT BATHROOMS



EN-SUITES WITH STYLE





ALL IN THE DETAIL

GENERAL SPECIFICATION

- Timber grain effect internal doors with matching architraves
- Contemporary ironmongery in a matt bronze finish
- Washer dryer in a separate cupboard with fluted door
- Bespoke fitted wardrobe to principal and second bedroom with internal LED lighting
- A choice of porcelain tile in a soft calm colour or engineered wood in a dark tone throughout the hall, living, dining and kitchen areas
- Luxurious soft carpet to bedrooms finished in stone colour with the option to upgrade to porcelain tile or engineered wood
- Painted internal walls in matt white with bathroom and en-suites finished in a feature grey colour

HEATING & COOLING

- Zoned underfloor heating throughout supplied via district heating network and centralised boilers
- Heated towel radiator to bathrooms and en-suites
- Comfort cooling to living room and principal bedroom
- Mechanical ventilation with heat recovery

EXTERIOR

- External wall with high-quality precast concrete panel and bronze finish cladding
- Reinforced concrete slab with appropriate floor finishes
- Double-glazed aluminium windows including opening lights, where appropriate, and double-glazed aluminium doors to balconies and terraces where appropriate with durable steel powder-coated finish
- Steel powder-coated cladding and balustrade with stone-effect finish

BALCONIES

- Inset balconies with stone-effect floor finish tiles
- Metal cladding to balcony walls
- Powder-coated metal balustrade

LIGHTING AND ELECTRICAL

- Downlights in bedroom, kitchen and living area with dimmable function to kitchen and living area
- LED lighting to underside of kitchen cabinets and worktop
- External wall downlight to the balcony
- TV point to living room and all bedrooms
- Datapoint to living room and all bedrooms including where work from home station is indicated
- Provision for high-speed fibre broadband
- Smoke and heat detector and sprinkler systems throughout
- USB and USC sockets to kitchen, living area and bedrooms
- Ceiling speakers to living room and principal bedroom

COMMUNAL AREA

- Entrance lobby with residential lounge incorporating soft seating and workspaces
- 24-hour concierge behind a bespoke timber reception desk with stone countertop and feature pendant lighting above
- Timber veneer post boxes to entrance lobby with bronze detailing
- Three custom-designed residential lifts with bronze aluminium doors
- Feature wayfinding signage
- Carpet to residential communal corridors
- In-situ or pre-cast concrete stairs with steel balustrades in common areas
- 76 standard parking spaces, 9 motorbike and 9 mobility spaces - available for select apartments only
- Access to electric car charging from all parking spaces
- 334 basement cycles spaces, plus space for 7 mobility scooters
- Feature timber grain effect apartment front entrance door with matching surround benefitting from feature external light and bronze door number
- Communal CCTV system
- Fob and video entry to main entrance engaging automatic doors



CGI IS INDICATIVE ONLY



CGI IS INDICATIVE ONLY



CGI IS INDICATIVE ONLY



CGI IS INDICATIVE ONLY

NINE ELMS

Landscaped gardens surround the entrance of London Square Nine Elms, creating an environment that leaves a lasting impression. As the automatic sliding doors open into the concierge area, you will be greeted by a welcoming, secure space designed for all our residents to enjoy.


Meet friends before enjoying one of the many restaurants on your doorstep, or simply make use of one of the many booths available to extend your work-living space in an area that is designed to inspire.

YOUR PERSONAL SERVICE

Our 24-hour concierge service is on hand to help streamline everyday life so you can concentrate on the things that matter.

Life can be busy. That's why – whether you're working late, expecting visitors, or out of the country altogether – our concierge can take deliveries, organise transport, offer laundry services, collect your post, help you book taxis or a table at restaurants, and so much more to make your day-to-day move smoothly.

All you have to do is ask.



ARTIST'S IMPRESSION



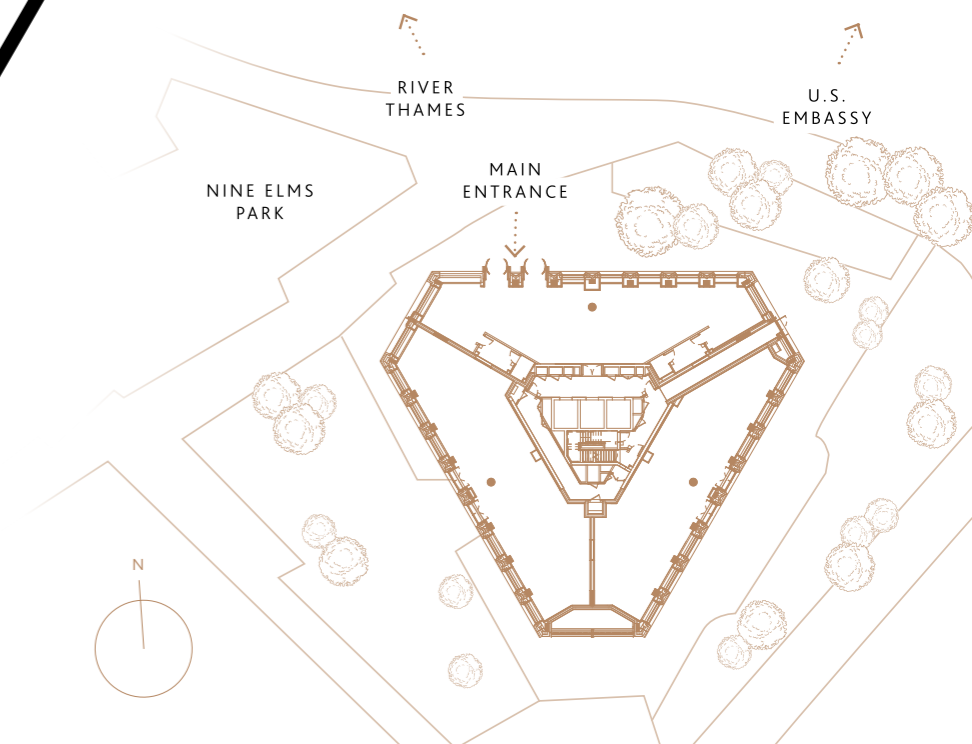
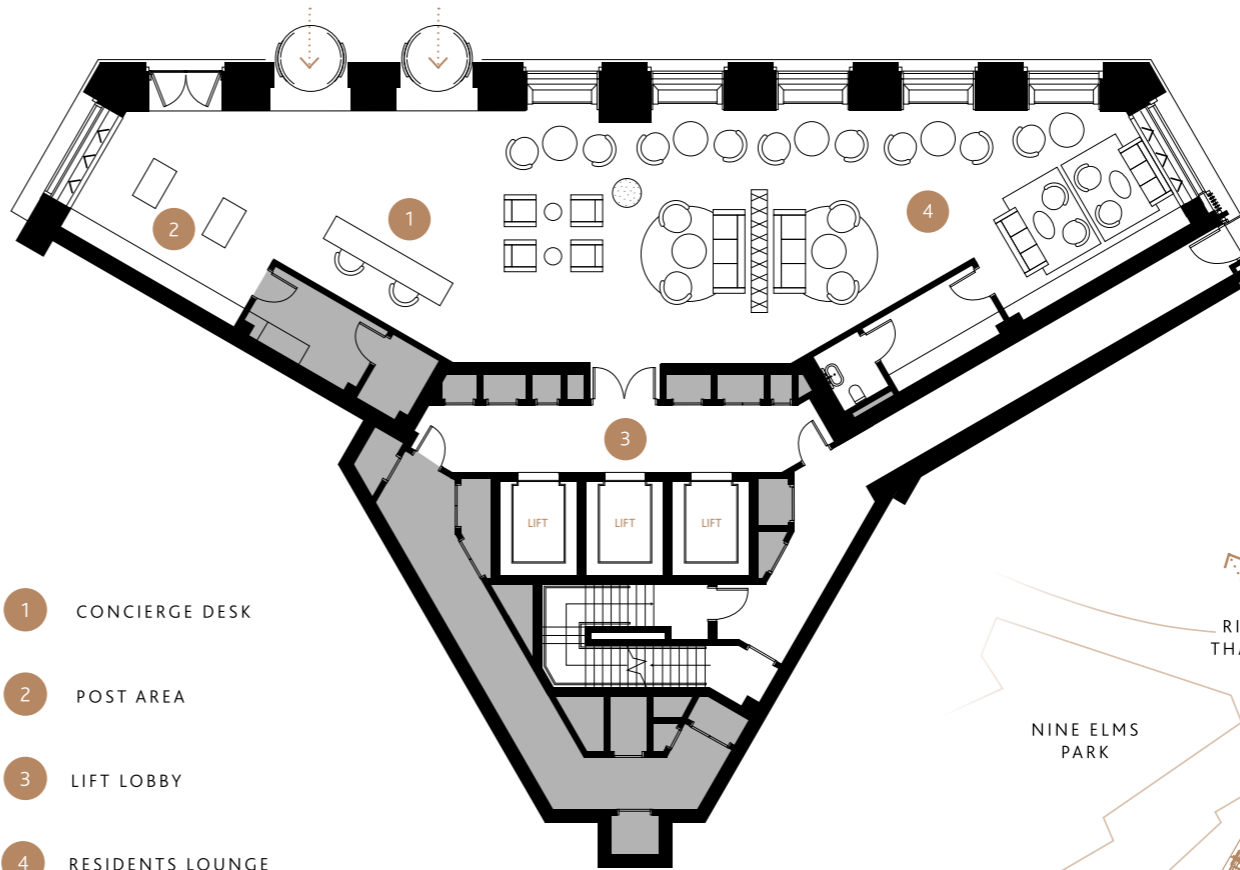


CGI IS INDICATIVE ONLY

ARRIVE IN STYLE

At London Square Nine Elms, we understand the importance of stylish convenience.

We have designed our communal spaces to not only allow for a swift arrival, but to impress right up to your front door.





DESIGNED FOR YOU

AT LONDON SQUARE, WE PLAN RIGHT DOWN TO THE FINEST DETAIL TO ENSURE THAT YOU FIND THE HOME OF YOUR DREAMS.



Benefits of buying new

NEW-BUILD PROPERTIES COME WITH A PROMISE – YOU CAN MOVE STRAIGHT IN AND IMMEDIATELY RELAX IN YOUR HOME. NO STRESS OR COSTLY RENOVATION TO WORRY ABOUT.



AWARD-WINNING CUSTOMER SERVICE

Our dedicated sales and customer care teams are here to help and guide you through every step of your purchase. Our customer service excellence has been recognised with a number of prestigious awards, including the 2022 In-House Research gold award, which is based on customers' recommendations. If you require extra assistance our sales team will be happy to help.



10-YEAR WARRANTY

All our homes carry the reassurance of a 10-year NHBC warranty that protects our customers should their new property develop any defects arising from construction. We also add our own 2-year London Square Customer Care Warranty which ensures that should anything break down as the result of a defect, the cost of repair/replacement is covered.



HIGH QUALITY BUILD

Quality is built into the very fabric of our homes, so you can buy with complete confidence. From the selection of construction materials to the external and internal finishes, we use only high-quality products provided by our trusted supply chain and fitted by skilled craftspeople.



SECURITY & PEACE OF MIND

When you buy a London Square home off-plan, you can be assured that the finished product will meet our very high standards in every aspect of the build and finish. All appliances, fixtures and fittings are in perfect working order from day one.



ENERGY EFFICIENT

Your new home complies with all the most up-to-date building regulations for sustainability, insulation and energy efficiency. Our properties' minimum EPC ratings of B, with many achieving A, help keep you warmer and your bills lower. All fitted appliances, including fridge/freezers and dishwashers, are A-rated to help reduce energy and water usage.



COMMUNITY AND HERITAGE

Creating sustainable communities where people thrive is core to our operations. We develop places that are a pleasure to live in, with homes set in beautifully landscaped and biodiverse grounds. We always ensure our developments are well integrated into the wider local community and enjoy excellent transport links, services and facilities.



MANAGEMENT COMPANY CHARTER

Our mission is to make a difference to people's lives which continues once residents have moved in. The Management Company oversees the communal and estate areas across every London Square development, with an appointed managing agent to assist on its behalf.



For more information on our Management Company Charter, please scan the QR code.



LONDON
SQUARE

WE ARE LONDON SQUARE MAKING LONDON GREATER

WE ARE DEDICATED TO MAKING LONDON EVEN GREATER. FOUNDED IN 2010, OUR NAME WAS INSPIRED BY THE ETHOS OF LONDON'S FAMOUS SQUARES – LANDMARKS RENOWNED FOR THEIR LEGACY AND COMMUNITY.

Respecting the past and inspired by the future, we are committed to providing exceptional properties with our innovative approach to design, build and customer service, winning awards across the industry and making places where people really want to live.

We are proud to be at the heart of delivering much-needed new homes and communities – revitalising forgotten, neglected corners of Greater London and beyond in key commuter locations. Our sites are in well-connected districts, close to good transport links and local amenities. They range from apartments for first-time buyers to smart family homes, from grand restorations and conversions to contemporary, destination developments.

Our customers inspire every part of our process, they determine where we build, how we build and, above all, why we build. Every home encompasses inspiring architecture, clever design and specification and the highest standards of energy efficiency.

Creating a sense of place is embedded in every London Square development, with attractive landscaped gardens and open spaces, often with new shops and offices, redefining and helping to transform neighbourhoods and contribute to the local economy.

We work with existing residents, schools and businesses to make our developments part of the local fabric, encouraging thriving communities to flourish to make a positive difference to people's lives – embodying the spirit of London Square.

Adam Lawrence – Chief Executive

WHEN I LAUNCHED LONDON SQUARE, I SET OUT TO CREATE A COMPANY WITH STRONG VALUES EXEMPLIFYING WHAT I CALL 'OLD SCHOOL PRINCIPLES': A COMPANY WITH EXACTING DISCIPLINES AND THE HIGHEST OF STANDARDS.

My inspiration was London's beautiful squares, created by the great architects. I wanted to reflect the sense of community created over the centuries by these prized green pockets, fringed by homes where people choose to live.

More than a decade of development has given the company our own heritage of over 20 award-winning schemes and more than 50 glittering prizes for delivering exceptional homes and bringing communities together across Greater London.

We are proud to announce that our latest development to launch is set to create a legacy that will be enjoyed for generations. London Square Nine Elms is the capital's smartest new address, with 186 exquisitely crafted apartments over 23 storeys in a stunning six-sided bronze-panelled landmark building set in landscaped parkland, and designed by world-class Allies & Morrison Architects.

This new neighbourhood is part of London's iconic Nine Elms on the South Bank, close to the US Embassy and the Thames, and a new 14-acre park for walking and cycling between Vauxhall Pleasure Gardens and Battersea Park.

With excellent tube and riverboat connections, and a short distance from Westminster, the West End and newly transformed Battersea Power Station, London Square Nine Elms is perfectly positioned to experience the very best the capital has to offer – from Michelin star restaurants, cafes, and the retail heart of Bond Street, Knightsbridge and the West End, to arts and cultural attractions and globally renowned universities.

Reflecting our ethos of creating homes for everyone, London Square Nine Elms will also encompass a series of stylish buildings featuring high-quality homes for private rent through our operator partner Moda Living, plus affordable homes for sale and to rent.

When I look at a map of the capital and its commuter belt across Surrey, Hertfordshire, Kent and Essex – there is now a little bit of London Square in most boroughs – and that makes me very proud.

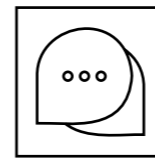


LONDON SQUARE DEVELOPMENTS

OUR VISION TO BRING SUSTAINABLE LIVING TO THE CAPITAL



1. Bermondsey, SE1 3BH
2. Caledonian Road, N7 9BQ
3. Walton-on-Thames, KT12 1HB
4. Greenwich, SE10 8RR
5. The Star and Garter, TW10 6BF



SOCIAL

We focus our efforts on building sustainable communities as they are at the heart of who we are and what we do.

We are an Outstanding Employer, having been recognised for our industry-leading employee engagement score in 2021 and 2022. We are also proud to be a Living Wage Employer and accredited with the Greater London Authority's good work standard.

Communities

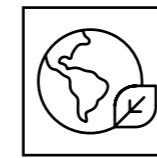
We will keep building sustainable communities where people can live, work, learn and play.

Inclusion

We will continue to be an inclusive employer of choice and create developments that foster inclusion in the community.

Employment

We will remain an outstanding employer that people want to work for.



ENVIRONMENT

Our environmental approach focuses heavily on ways we can reduce our impact on climate change and the pressures that modern methods of construction can put on the earth, nature and precious resources.

We continue to innovate in order to secure a sustainable future for all.

Carbon


We will work to build net zero carbon homes by 2030, decreasing our greenhouse gas emissions year on year.

Waste

We will continually strive to reduce, re-use and recycle, recycling a minimum of 98% of our construction waste.

Natural resources & biodiversity

We will continue to source materials with the least environmental impact, reduce water consumption and increase biodiversity.



GOVERNANCE

We know we have work to do to increase the diversity of our Executive Board. However, the Board is supported by a strong team, with a higher than industry average representation of female and BAME employees and we are committed to increasing the diversity of our team.

We continue to recruit for talent and skills, without bias.

Corporate governance

We will continue to be well governed and do business in a clear and transparent manner.

Business ethics

We will continue treating our suppliers and customers fairly.

Reporting

We will continue to pay fair taxes.



DISCLAIMER: This document is intended to provide an indication of the general style of our development and apartment types. Computer generated images are indicative only and do not accurately depict individual plots. London Square operates a policy of continuous development and individual features such as windows and elevational treatments may vary from time to time. To this end, any drawings, photographs or illustrations shown are non-contractual. All room dimensions shown are accurate to within +/- 50mm, they are not intended to be used for carpet sizes, appliances, spaces or items of furniture. All furniture is indicative and not supplied. Whilst every endeavour has been made to provide accurate information in relation to internal and external finishes, the Company reserves the right to change supplier and alter or vary the design and specification at any time for any reason without prior notice. Consequently these particulars should be treated as general guidance only. Nor do they constitute a contract, part of a contract or a warranty. Travel times and distances are approximate and are sourced from googlemaps and www.tfl.gov.uk from London Square Nine Elms. All details are correct at the time of going to print. August 2023.

LONDON SQUARE NINE ELMS

ONE LINEAR PLACE, PONTON ROAD, LONDON, SW11 7AB
NINEELMS@LONDONSQUARE.CO.UK
0333 666 4343

  @LONDONSQUAREDEVELOPMENTS

LONDON SQUARE HEAD OFFICE
ONE YORK ROAD
UXBRIDGE
UB8 1RN

+44 (0)1895 627 333
WWW.LONDONSQUARE.CO.UK